

vtech[®]


Parent's Guide

Rattle & Waggle Learning Pup™



INTRODUCTION

Thank you for purchasing the **Rattle & Waggle Learning Pup™**. This dachshund puppy moves forward and turns in circles when you shake the dog bone. With three shape buttons on his body, this puppy introduces colors, shapes, numbers and puppy facts. Walk along with the pup and watch him wag his tail!



INCLUDED IN THIS PACKAGE

- One **Rattle & Waggle Learning Pup™**
- One dog bone rattle
- One parent's guide

WARNING:

All packing materials such as tape, plastic sheets, packaging locks, removable tags, cable ties and packaging screws are not part of this toy, and should be discarded for your child's safety.

NOTE:

Please keep this parent's guide as it contains important information.

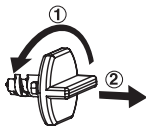
ATTENTION :

Pour la sécurité de votre enfant, débarrassez-vous de tous les produits d'emballage tels que rubans adhésifs, feuilles de plastique, attaches, étiquettes et vis d'emballage. Ils ne font pas partie du jouet.

NOTE :

Il est conseillé de conserver ce guide des parents car il comporte des informations importantes.

Unlock the packaging locks:

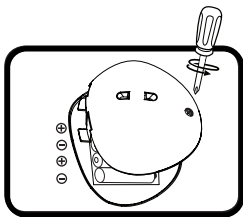


- ① Turn the packaging lock counterclockwise several times.
- ② Pull out and discard the packaging lock.

GETTING STARTED

BATTERY INSTALLATION

1. Make sure the unit is turned **OFF**.
2. Locate the battery cover on the back of the puppy's head. Use a screwdriver to loosen the screw.
3. Install 4 new AA (AM-3/LR6) batteries following the diagram inside the battery box. (The use of new alkaline batteries is recommended for maximum performance.)
4. Replace the battery cover and tighten the screw to secure.






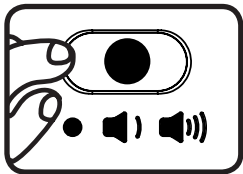
BATTERY NOTICE

- Use new alkaline batteries for maximum performance.
- Use only batteries of the same or equivalent type as recommended.
- Do not mix different types of batteries: alkaline, standard (carbon-zinc) or rechargeable, or new and used batteries.
- Do not use damaged batteries.
- Insert batteries with the correct polarity.
- Do not short-circuit the battery terminals.
- Remove exhausted batteries from the toy.
- Remove batteries during long periods of non-use.
- Do not dispose of batteries in fire.
- Do not charge non-rechargeable batteries.
- Remove rechargeable batteries from the toy before charging (if removable).
- Rechargeable batteries are only to be charged under adult supervision.

PRODUCT FEATURES

1. On/Off/Volume Switch

To turn the unit **On**, slide the **On/Off/Volume** switch to the **Low Volume**  or the **High Volume**  position. You will hear playful phrases and a fun song. To turn the unit **Off**, slide the **On/Off/Volume** switch to the **Off**  position.



2. Automatic Shut Off

To preserve battery life, the **Rattle & Waggle Learning Pup™** will automatically power down after approximately two minutes without input. The unit can be turned on again by pressing any button.

NOTE: If the unit powers down during play, we suggest changing the batteries.

ACTIVITIES


1. Circle Button

Press the **Circle** button to learn colors, shapes, numbers and fun puppy facts. The heart will flash with the sounds.



2. Triangle Button

Press the **Triangle** button to learn colors and shapes and to hear playful phrases to encourage interaction with the puppy. The heart will flash with the sounds.




3. Heart Button

Press the **Heart** button to learn colors and shapes and to learn about the heart and hear playful songs and melodies. The heart will flash with the sounds.



4. Dog Bone Rattle

Shake the **Dog Bone Rattle** to see the puppy walk forward or in a circle. The more you shake the rattle, the more the puppy will move. The puppy also responds to the rattle shaking with cute puppy sounds and playful phrases. If the dog bone is shaken continuously for about 40 seconds, the puppy will announce that he needs a rest and will not move again for about 10 seconds. When not in use, hook the dog bone rattle to the puppy's collar for easy storage.



NOTE: For best results, shake the dog bone rattle within four feet of the puppy. The puppy moves best on hard flat surfaces and low pile carpet. For your child's safety, do not place the moving puppy on clothing, skin or hair. Adult supervision is recommended.

SONG LYRICS

Song 1

I love to play with you, you love to play with me.
Shake my toy and I will run.
Playing is so much fun.
I love to woof-woof-woof, when playing with my best friend.

Song 2 – Long version

I wag my tail when I am having fun,
I bark when I am happy.
I run and play and giggle all day,
Then I get sleepy.

Song 2 – Short version

I run and play and giggle all day,
Then I get sleepy.

Song 3

I have short legs, but I can run.
I twist and turn and run, run, run!

MELODY LIST

1. Pop! Goes the Weasel
2. Where Has My Little Dog Gone?
3. Animal Fair
4. Did You Ever See a Lassie?
5. Diddle, Diddle Dumpling
6. Good Morning Merry Sunshine
7. Bingo
8. For He's a Jolly Good Fellow
9. Hickory, Dickory Dock
10. Humpty Dumpty

11. I've Been Working on the Railroad
12. Mary Had a Little Lamb
13. Jack and Jill
14. Bicycle Built for Two
15. Skip to My Lou

CARE & MAINTENANCE

1. Keep the unit clean by wiping it with a slightly damp cloth.
2. Keep the unit out of direct sunlight and away from any direct heat sources.
3. Remove the batteries when the unit is not in use for an extended period of time.
4. Do not drop the unit on a hard surface and do not expose the unit to excess moisture.

TROUBLESHOOTING

If for some reason the program/activity stops working, please follow these steps:

1. Turn the unit **OFF**.
2. Interrupt the power supply by removing the batteries.
3. Let the unit stand for a few minutes, then replace the batteries.
4. Turn the unit back **ON**. The unit will now be ready to play again.
5. If the unit still does not work, replace with an entire set of new batteries.

If the problem persists, please call our Consumer Services Department at 1-800-521-2010 in the U.S. or 1-877-352-8697 in Canada, or by going to our website at vtechkids.com and filling out our Contact Us form located under the Customer Support link. A service representative will be happy to help you.

IMPORTANT NOTE:

Creating and developing **VTech®** products is accompanied by a responsibility that we at **VTech®** take very seriously. We make every effort to ensure the accuracy of the information, which forms the value of our products. However, errors sometimes can occur. It is important for you to know that we stand behind our products and encourage you to call our Consumer Services Department at 1-800-521-2010 in the U.S. or 1-877-352-8697 in Canada, or by going to our website at vtechkids.com and filling out our Contact Us form located under the Customer Support link with any problems and/or suggestions that you might have. A service representative will be happy to help you.

Note:

This equipment has been tested and found to comply with the limits for a Class B digital device, pursuant to Part 15 of the FCC Rules. These limits are designed to provide reasonable protection against harmful interference in a residential installation. This equipment generates, uses and can radiate radio frequency energy and, if not installed and used in accordance with the instructions, may cause harmful interference to radio communications. However, there is no guarantee that interference will not occur in a particular installation. If this equipment does cause harmful interference to radio or television reception, which can be determined by turning the equipment off and on, the user is encouraged to try to correct the interference by one or more of the following measures:

- Reorient or relocate the receiving antenna.
- Increase the separation between the equipment and receiver.
- Connect the equipment into an outlet on a circuit different from that to which the receiver is connected.
- Consult the dealer or an experienced radio/TV technician for help.

Supplier's Declaration of Conformity

Trade Name: VTech®
Model: 5227
Product name: Rattle & Waggle Learning Pup™
Responsible Party: VTech Electronics North America, LLC
Address: 1156 W. Shure Drive, Suite 200,
Arlington Heights, IL 60004
Website: vtechkids.com

THIS DEVICE COMPLIES WITH PART 15 OF THE FCC RULES. OPERATION IS SUBJECT TO THE FOLLOWING TWO CONDITIONS: (1) THIS DEVICE MAY NOT CAUSE HARMFUL INTERFERENCE, AND (2) THIS DEVICE MUST ACCEPT ANY INTERFERENCE RECEIVED, INCLUDING INTERFERENCE THAT MAY CAUSE UNDESIRE OPERATION.

CAN ICES-3 (B)/NMB-3(B)

Caution: Changes or modifications not expressly approved by the party responsible for compliance could void the user's authority to operate the equipment.

**Visit our website for more
information about our products,
downloads, resources and more.**

vtechkids.com

Read our complete warranty policy online at
vtechkids.com/warranty



TM & © 2019 VTech Holdings Limited.

All rights reserved.

Printed in China.

91-003704-000 (US) (CN)