

## Splash & Play Elephant



**VTech understands that a child's needs and abilities change as they grow and with that in mind we develop our toys to teach and entertain at just the right level...**

## **vtech** Baby

**Toys that will stimulate their interest in different textures, sounds and colours**

### **I am...**

...responding to colours, sounds and textures

...understanding cause and effect

...learning to touch, reach, grasp, sit-up, crawl and toddle

**Birth-36 months**



## **Pre-School**

**Interactive toys to develop their imagination and encourage language development**

### **I want...**

...to get ready for school by starting to learn the alphabet and counting

...my learning to be as fun, easy and exciting as can be

...to show my creativity with drawing and music so my whole brain develops

**3-6 years**



## **Electronic Learning Computers**

**Cool, aspirational and inspiring computers for curriculum related learning**

### **I need...**

...challenging activities that can keep pace with my growing mind

...intelligent technology that adapts to my level of learning

...National Curriculum based content to support what I'm learning at school

**4-10 years**



To learn more about this and other VTech® products, visit [www.vtech.co.uk](http://www.vtech.co.uk)


# INTRODUCTION

Thank you for purchasing the **VTech® Splash & Play Elephant** learning toy!

Press the light up snorkel button and scoop water onto the **VTech® Splash & Play Elephant** for fun in the bath! Features manipulative beads, spring back sea horse, spinning star fish, wobbling water container, twisting foot, sliding leg & scoop accessory for hours of fun play.

On/Off Button

1 Light Up Button




# INCLUDED IN THIS PACKAGE

- One VTech® Splash & Play Elephant learning toy!



- One Scoop & Pour Turtle Cup



- One parent's guide

## WARNING:

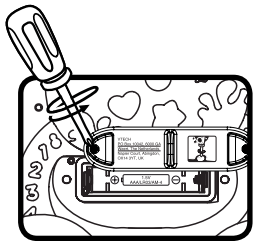
All packing materials such as tape, plastic sheets, packaging locks, removable tags, cable ties and packaging screws are not part of this toy and should be discarded for your child's safety.

**NOTE:** Please keep user's manual as it contains important information.

## GETTING STARTED

### BATTERY INSTALLATION

1. Make sure the unit is turned OFF.
2. Locate the battery cover on the back of the unit. Use a screwdriver to loosen the screw.
3. Install 1 new AAA (AM-4/LR03) battery following the diagram inside the battery box. (The use of a new alkaline battery is recommended for maximum performance.)
4. Replace the battery cover and tighten the screw to secure.
5. When closing the battery cover ensure that the screws are securely tightened. This will avoid any water leakage.



## BATTERY NOTICE

- Use new alkaline battery or fully charged NI-MH (Nickel Metal-hydride) rechargeable battery for best performance.
- Use only battery of the same or equivalent type as recommended.
- Do not use damaged battery.
- Insert battery with the correct polarity.
- Do not short-circuit the battery terminals.
- Remove exhausted battery from the toy.
- Remove battery during long periods of non-use.
- Do not dispose of battery in fire.
- Do not charge non-rechargeable battery.
- Remove rechargeable battery from the toy before charging (if removable).
- Rechargeable battery are only to be charged under adult supervision.

With the **VTech® Splash & Play Elephant**, safety comes first. To ensure your child's safety, please ensure the battery cover is securely locked into position to avoid injury.

## WE DO NOT RECOMMEND THE USE OF RECHARGEABLE BATTERIES.

### Disposal of battery and product



The crossed-out wheellie bin symbols on products and battery, or on their respective packaging, indicates they must not be disposed of in domestic waste as they contain substances that can be damaging to the environment and human health.



The chemical symbols Hg, Cd or Pb, where marked, indicate that the battery contains more than the specified value of mercury (Hg), cadmium (Cd) or lead (Pb) set out in Battery Directive (2006/66/EC).

The solid bar indicates that the product was placed on the market after 13th August, 2005.

Help protect the environment by disposing of your product or battery responsibly.

For more information, please visit:


[www.recycle-more.co.uk](http://www.recycle-more.co.uk)

[www.recyclenow.com](http://www.recyclenow.com)

## PRODUCT FEATURES

### 1. ON/OFF BUTTON

To turn the unit **ON**, press the **ON/OFF BUTTON**. To turn the unit **OFF**, press the **ON/OFF BUTTON** a second time




### 2. Automatic Shut Off

To preserve battery life, the **VTech® Splash & Play Elephant** will automatically power down after approximately one minute without input. The unit can be turned on again by pressing the **Light Up Button**.


**NOTE:** If the **Light Up Button** repeatedly flashes two times and then the unit powers down quickly, we suggest changing the battery.

## ACTIVITIES

1. Press the **ON/OFF button** to turn the unit **ON**. You will hear a song and an encouraging phrase. The light will flash with the sounds.



2. Press the **Light Up Button** to hear fun phrases and songs. The light will flash along with the music.



3. Use the included **Scoop & Pour Turtle Cup** to pour water on to the Elephant for fun water play.



4. If there is no input after approximately 15 seconds, encouraging phrases will be played. If there is still no input after another 30 seconds, the unit will play a short ending tune and will go into sleep mode. The unit can be re-activated by pressing the **Light Up Button**.

## MELODY LIST:

1. Rub a Dub Dub
2. It's Raining, it's Pouring
3. London Bridge
4. Yankee Doodle
5. On Top of Old Smokey
6. Row, Row, Row Your Boat
7. Three Blind Mice
8. Turkey in the Straw
9. Polly Wolly Doodle

10. Jack & Jill
11. Animal Fair
12. Do Your Ears Hang Low?
13. Pat a Cake
14. Mulberry Bush
15. My Bonnie Lies Over the Ocean

## **SING-ALONG SONG LIST**

### **SONG 1**

Splishing, Splashing,  
Lots of bathtime fun!  
I'm a friendly elephant,  
Who loves a bath everyday!

### **SONG 2**

One, two, three, four, five,  
Pour some water on my head,  
Now, watch me splish and splash, popping bubbles in a flash.

### **SONG 3**

Splashing here, splashing there,  
Water, water, everywhere!

### **SONG 3**

1 2 3, wash our feet.  
4 5 6, scrub our hands.  
7 8 9 10, wash wash, wash our bodies again.



# CARE & MAINTENANCE

1. Keep the unit clean by wiping it with a slightly damp cloth.
2. Keep the unit out of direct sunlight and away from any direct heat source.
3. Remove the battery when the unit will not be in use for an extended period of time.
4. Make sure you empty the water out of all the elements of the unit and rinse thoroughly before drying so sediment or cleaning products are left on the unit.
5. Make sure to dry all the elements of the unit before storing.
6. Do not drop the unit on hard surfaces and do not expose the unit to moisture or water.

# TROUBLESHOOTING

If for some reason the unit stops working or malfunctions, please follow these steps:

1. Please turn the unit OFF.
2. Interrupt the power supply by removing the battery.
3. Let the unit stand for a few minutes, then replace the battery.
4. Turn the unit ON. The unit should now be ready to play again.
5. If the product still does not work, replace with a new set of battery.

If the problem persists, please call our Consumer Services Department and a service representative will be happy to help you.



**CLASS 1  
LED PRODUCT**

# CONSUMER SERVICES

Creating and developing VTech products is accompanied by a responsibility that we at **VTech®** take very seriously. We make every effort to ensure the accuracy of the information, which forms the value of our products. However, errors sometimes can occur. It is important for you to know that we stand behind our products and encourage you to call our Consumer Services Department with any problems and/or suggestions that you might have. A service representative will be happy to help you.

## **UK Customers:**

Phone: 0330 678 0149 (from UK) or +44 330 678 0149 (outside UK)

Website: [www.vtech.co.uk/support](http://www.vtech.co.uk/support)

## **Australian Customers:**

Phone: 1800 862 155

Website: [support.vtech.com.au](http://support.vtech.com.au)

## **NZ Customers:**

Phone: 0800 400 785

Website: [support.vtech.com.au](http://support.vtech.com.au)

# PRODUCT WARRANTY/ CONSUMER GUARANTEES

## **UK Customers:**

Read our complete warranty policy online at [vtech.co.uk/warranty](http://vtech.co.uk/warranty).

## **Australian Customers:**

VTECH ELECTRONICS (AUSTRALIA) PTY LIMITED –  
CONSUMER GUARANTEES

Under the Australian Consumer Law, a number of consumer guarantees apply to goods and services supplied by VTech Electronics (Australia) Pty Limited. Please refer to [vtech.com.au/consumerguarantees](http://vtech.com.au/consumerguarantees) for further information.

**Visit our website for more  
information about our products,  
downloads, resources and more.**

***www.vtech.co.uk***  
***www.vtech.com.au***

