

vtech[®]

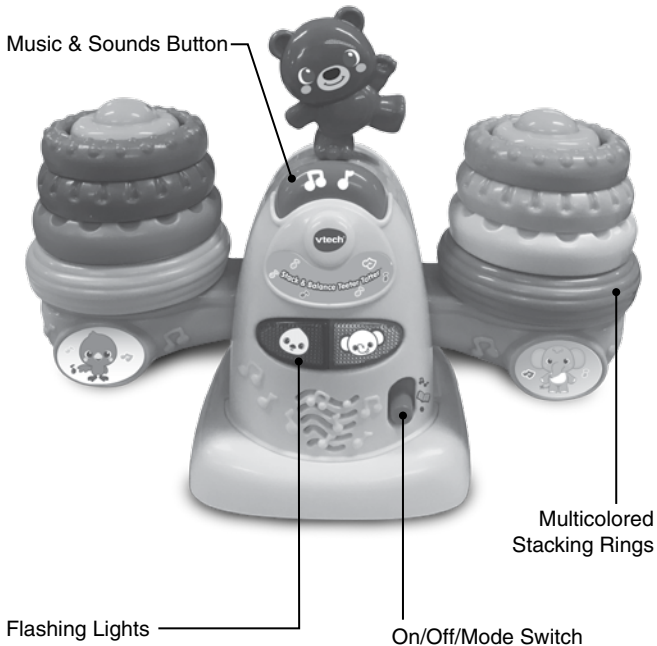
Parent's Guide

Stack & Balance Teeter Totter™



INTRODUCTION

Thank you for purchasing the **Stack & Balance Teeter Totter™**. Stack, balance and learn with the animals using the eight multicolored textured rings. Place the rings on either side of the wobbling scales for fun phrases and learn colors and numbers through playful songs. Keep stacking and balancing the rings for more encouraging responses which inspire action and reaction.



INCLUDED IN THIS PACKAGE

- One **Stack & Balance Teeter Totter™**
- Eight multicolored rings
- One parent's guide

WARNING:

All packing materials such as tape, plastic sheets, packaging locks, removable tags, cable ties and packaging screws are not part of this toy, and should be discarded for your child's safety.

NOTE:

Please keep this parent's guide as it contains important information.

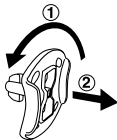
ATTENTION :

Pour la sécurité de votre enfant, débarrassez-vous de tous les produits d'emballage tels que rubans adhésifs, feuilles de plastique, attaches, étiquettes et vis d'emballage. Ils ne font pas partie du jouet.

NOTE :

Il est conseillé de conserver ce guide des parents car il comporte des informations importantes.

Unlock the packaging locks:




① Rotate the packaging lock counterclockwise.

② Pull out the packaging lock and discard.

GETTING STARTED

BATTERY INSTALLATION

1. Make sure the unit is turned **Off**.
2. Locate the battery cover on the back of the unit. Use a screwdriver to loosen the screw.
3. Install 2 new AAA (AM-4/LR03) battery following the diagram inside the battery box. (The use of a new alkaline battery is recommended for maximum performance.)
4. Replace the battery cover and tighten the screw to secure.





BATTERY NOTICE

- Use new alkaline batteries for maximum performance.
- Use only batteries of the same or equivalent type as recommended.
- Do not mix different types of batteries: alkaline, standard (carbon-zinc) or rechargeable, or new and used batteries.
- Do not use damaged batteries.
- Insert batteries with the correct polarity.
- Do not short-circuit the battery terminals.
- Remove exhausted batteries from the toy.
- Remove batteries during long periods of non-use.
- Do not dispose of batteries in fire.
- Do not charge non-rechargeable batteries.
- Remove rechargeable batteries from the toy before charging (if removable).
- Rechargeable batteries are only to be charged under adult supervision.

PRODUCT FEATURES

1. On/Off/Mode Switch

To turn the unit **On**, slide the **On/Off/Mode** switch to Learning mode  or Music mode  position. You will hear a song, a phrase and a variety of sounds. To turn the unit **Off**, slide the **On/Off/Mode** switch to the **Off** ● position.



2. Automatic Shut Off

To preserve battery life, the **Stack & Balance Teeter Totter™** will automatically power down after approximately 35 seconds without input. The unit can be turned on again by pressing any button or by triggering the seesaw.

NOTE: If the unit powers down during play, we suggest changing the batteries.

ACTIVITIES

1. Music & Sounds Button

Press the **Music & Sounds** button to hear playful learning phrases and songs that introduce colors, numbers and opposites in Learning mode or hear upbeat songs in Music mode. The lights will flash with the sounds.



2. Stack & Balance

Use the multicolored rings to stack on either side of the teeter totter. When the teeter totter moves up and down, it triggers fun sounds and phrases in Learning mode. In Music mode you will hear a variety of songs and sounds. The lights will flash with the sounds.



SONG LYRICS

Song 1

Stack the rings, stack them now.
Stack them so they touch the ground.
Stack the rings, stack them high.
Stack them so they touch the sky!

Song 2

Red, blue, purple and yellow,
Such a beautiful rainbow.
Green and pink and orange,
Come and stack with me.

Song 3

One ring, two rings, three rings, four!
Stack the rings and we can count more!
Five, six, seven and eight!
Count and sing with me!

MELODY LIST

1. The Entertainer
2. MacNamara's Band
3. Glow Worm
4. Toyland
5. Old Grey Mare
6. On Top of Old Smokey
7. Bicycle Built for Two
8. Polly Wolly Doodle
9. Chicken Reel

CARE & MAINTENANCE

1. Keep the unit clean by wiping it with a slightly damp cloth.
2. Keep the unit out of direct sunlight and away from any direct heat sources.
3. Remove the batteries when the unit will not be in use for an extended period of time.
4. Do not drop the unit on a hard surface and do not expose the unit to excess moisture.

TROUBLESHOOTING

If for some reason the program/activity stops working or malfunctions, please follow these steps:

1. Please turn the unit **OFF**.
2. Interrupt the power supply by removing the batteries.
3. Let the unit sit for a few minutes, then replace the batteries.
4. Turn the unit **ON**. The unit should now be ready to play again.
5. If the product still does not work, replace with an entire set of new batteries.

If the problem persists, please call our Consumer Services Department at 1-800-521-2010 in the U.S. or 1-877-352-8697 in Canada, or by going to our website at vtechkids.com and filling out our Contact Us form located under the Customer Support link. A service representative will be happy to help you.

IMPORTANT NOTE:

Creating and developing **VTech®** products is accompanied by a responsibility that we at **VTech®** take very seriously. We make every effort to ensure the accuracy of the information, which forms the value of our products. However, errors sometimes can occur. It is important for you to know that we stand behind our products and encourage you to call our Consumer Services Department at 1-800-521-2010 in the U.S. or 1-877-352-8697 in Canada, or by going to our website at vtechkids.com and filling out our Contact Us form located under the Customer Support link with any problems and/or suggestions that you might have. A service representative will be happy to help you.

Note:

This equipment has been tested and found to comply with the limits for a Class B digital device, pursuant to Part 15 of the FCC Rules. These limits are designed to provide reasonable protection against harmful interference in a residential installation. This equipment generates, uses and can radiate radio frequency energy and, if not installed and used in accordance with the instructions, may cause harmful interference to radio communications. However, there is no guarantee that interference will not occur in a particular installation. If this equipment does cause harmful interference to radio or television reception, which can be determined by turning the equipment off and on, the user is encouraged to try to correct the interference by one or more of the following measures:

- Reorient or relocate the receiving antenna.
- Increase the separation between the equipment and receiver.
- Connect the equipment into an outlet on a circuit different from that to which the receiver is connected.
- Consult the dealer or an experienced radio/TV technician for help.

Supplier's Declaration of Conformity

Trade Name: VTech®
Model: 5138
Product name: Stack & Balance Teeter Totter™
Responsible Party: VTech Electronics North America, LLC
Address: 1156 W. Shure Drive, Suite 200,
Arlington Heights, IL 60004
Website: vtechkids.com

THIS DEVICE COMPLIES WITH PART 15 OF THE FCC RULES. OPERATION IS SUBJECT TO THE FOLLOWING TWO CONDITIONS:
(1) THIS DEVICE MAY NOT CAUSE HARMFUL INTERFERENCE, AND
(2) THIS DEVICE MUST ACCEPT ANY INTERFERENCE RECEIVED, INCLUDING INTERFERENCE THAT MAY CAUSE UNDESIRE OPERATION.

CAN ICES-3 (B)/NMB-3(B)

Caution: Changes or modifications not expressly approved by the party responsible for compliance could void the user's authority to operate the equipment.



CLASS 1
LED PRODUCT

**Visit our website for more
information about our products,
downloads, resources and more.**

vtechkids.com



TM & © 2018 VTech Holdings Limited.
All rights reserved.

Printed in China.

91-003630-000 